

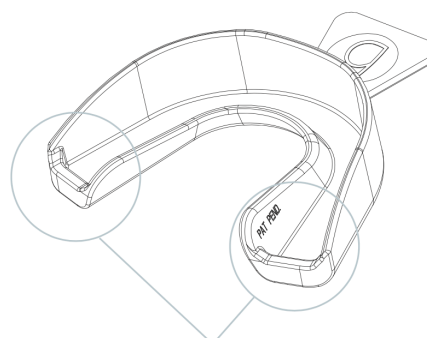
Teeth Whitening Pro Mouth Trays

Art no: 121798

Moldable 'No Flow' mouth trays for higher whitening efficiency and improved safety.

Claims:

- Works with any type of whitening gel or enamel repair gel (Hydrogen Peroxides, PaP or Sodium Bicarbonate solutions)
- Shapes in hot water for individual fit
- Safe 'No Flow' for higher amount of gel staying in tray.
- Less waste' and leakage of gel into throat
- 28% more material for long lasting use - Can be reused 100+ times
- With 1 gel applicator



The unique "No Flow feature" seals and prevents the gel from flowing out of the upper mouth tray and keeps more gel close the enamel for better function and user safety.

Product description:

Beconfident's New 'No Flow' thermoform mouth tray is an improved versions to be safer and more effective with your whitening gel developed to give you cleaner teeth and a whiter smile.

Also designed to be simple and easy to use. The product contains two mouth trays (one for the upper teeth row and one for the lower teeth row) and one gel applicator. Place them in hot water one by one and then mold them to the shape of your teeth, giving you a personal and very accurate fit to have the best teeth whitening process.

The mouth trays can also be used as a dental guard to prevent teeth from grinding at night, but we highly recommend the specialized Beconfident Protect dental guard against Teeth grinding / bruxism.

Working mechanism in short:

For the gel to be the most effective, it is important is has a close contact to the teeth enamel surface. This is why it's important to shape the trays using hot water (approximately 80°C) for an individual and close fit. Please read detailed instructions on next page.

The innovative and patent pending 'No Flow' function doesn't permit gel easily to flow out of the mouth tray but to stay where it shall be in the tray against the enamel surface. An additional advantage with 'NoFlow' function is you will have less gel flowing into your throat and irritate your oral tissues.

The teeth Whitening Pro Mouth trays has also 28% more material and are therefore more stable for long lasting fit and use. Once the trays are shaped, they can be stored and reused 100+ times, with any available gel. You can also order the Beconfident[®] storage box.

Group Beconfident Europe AB – Oral Health Innovations

Hallandsvägen 26, SE-269 36 Båstad, Sweden

E-mail: info@beconfident.info Phone: +46-(0)702 56 50 00 VAT no: SE 556853-0041-01

Corporate site: www.beconfident.com



Beconfident- Top Quality Teeth whitening and Skincare systems are designed in Sweden & Made in USA and Sweden.

Beconfident[®] + WhiteAmin[®] + SimpleSmile[®] are registered trademarks in Europe and Beconfident[®] is a registered trademark in United States of America. IOS and Android Intelligent Apps belong to Beconfident Skincare AB. Other brands are pending.



Material:

The trays are made of soft EVA (Ethylene-Vinyl Copolymer). This product is clinically and dermatologically tested and approved not be harmful for public health or the environment. This is a CE approved product and made in a FDA approved factory that follows GMP of ISO22716:2007 Cosmetic guidelines.



Patent Pending:

Patent application documents are available and filed June 2023 – please contact Johan Ling-Vannerus at info@beconfident.info or visit our website www.beconfident.com under article no 121798.

Instructions how to make your personal fitted mouth trays:

STEP 1-3:

1. Heat up a bowl (2-3 litres/ 15 cm depth) of hot water, once the water is boiling turn it off.
2. When no bubbles are rising from the hot water grip the mouth tray in the handle and lower it into the water and make sure the entire mouth tray is covered by hot water / 80°C. Hold it below the water for approx. 10-15 seconds (Not longer) or until you see the trays is softening in shape so it becomes malleable.
 - a. - Do not submerge the tab and be careful, keeping fingers out of the water at all times.
 - b. - Lift up the tray and shake the tray to remove the remaining water, then quickly but carefully place the tray into the mouth on the upper set of teeth (this will not burn you).
 - c. - Use your fingers and tongue to mould the tray to your teeth. Close your mouth and suck the air and moisture out, helping to provide a better impression of your teeth. Also squeeze with your finger on the outside of your lip and press inside with your tongue to shape the tray to fit your teeth row. Keep the tray in the mouth for 30 seconds.
 - d. - If you are not satisfied, You can repeat the procedure with the same tray. Once you are happy with the fit of the tray, rinse with cold water and remove the tab with a pair of scissors. Make sure the cut is flush with the front of the tray.
3. Repeat for the lower teeth row.

Read instruction leaflet carefully before starting or see beconfident instruction Video on VIMEO or on our webpage www.beconfident.com/mouthtrays

The whole customization once you have boiling water takes less than 1 minute per mouth tray.

Group Beconfident Europe AB – Oral Health Innovations

Hallandsvägen 26, SE-269 36 Båstad, Sweden

E-mail: info@beconfident.info Phone: +46-(0)702 56 50 00 VAT no: SE 556853-0041-01

Corporate site: www.beconfident.com



Beconfident- Top Quality Teeth whitening and Skincare systems are designed in Sweden & Made in USA and Sweden. Beconfident® + WhiteAmin® + SimpleSmile® are registered trademarks in Europe and Beconfident® is a registered trademark in United States of America. IOS and Android Intelligent Apps belong to Beconfident Skincare AB. Other brands are pending.



Please Note:

Store the trays at room temperature and away from direct sunlight in order to retain the shape.

General instructions how to apply teeth whitening gel (4-10):

4. Brush your teeth gently without toothpaste before each treatment.
5. Application to mouth tray: Apply a thin line of gel around the inside of the mouth tray, from one side to the other. Place the mouth tray on the teeth you want to whiten. Both top and bottom rows of teeth can be whitened at the same time.
6. Leave on your teeth for 15 min-30 min depending on gel type.
7. Remove the tray after the reached time period
8. Brush your teeth lightly without toothpaste and rinse the mouth trays.
9. Repeat the treatment once a day for 10 days or until you are satisfied with the results.
10. Repeat the process with the other set of teeth.

General Safety Instructions:

Read the instructions for the specific teeth whitening gel you are using. If a large amount of gel is accidentally ingested, visit A&E immediately. If gel gets into your eyes, rinse with water immediately. Do not use if you suffer from irritated or inflamed gums, bleeding gums, oral infections, tooth decay, gum disease, if you are allergic to any of the ingredients or wear braces. You should allow your mouth and gums to heal before any teeth whitening treatment in order to refrain from irritating the wound / infection. If your oral infections persist you should visit the dentist. If irritation occurs, stop using the treatment.

- Teeth whitening is not recommended for persons under 18 years old.
- If you are pregnant or breastfeeding consult your doctor before starting treatment.
- Keep all teeth whitening products out of reach from children and animals.

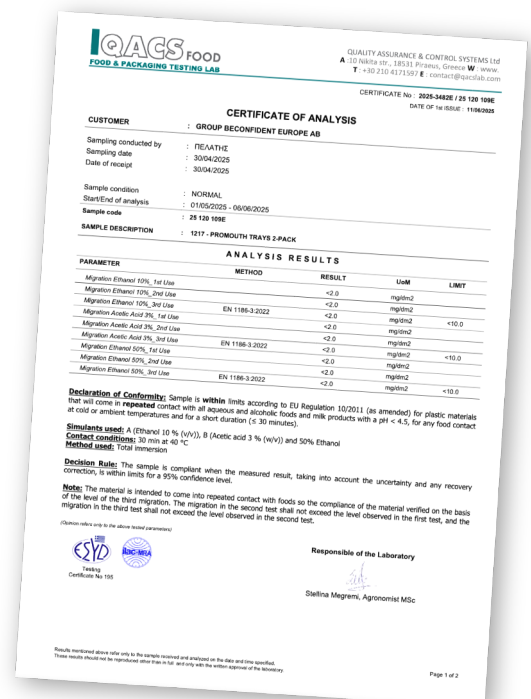
Please Note: fillings, veneers and other dental work will not be whitened as Beconfident products are designed to whiten only the natural tooth enamel.

General Recommendations

- Avoid tea and coffee and colored drinks for four hours after treatment.

Product Safety and control by QACS

The products are tested Declaration of Conformity: Sample is within limits according to EU Regulation 10/2011 (as amended) for plastic materials – See QAC’s report ->



Group Beconfident Europe AB – Oral Health Innovations
 Hallandsvägen 26, SE-269 36 Båstad, Sweden
 E-mail: info@beconfident.info Phone: +46-(0)702 56 50 00 VAT no: SE 556853-0041-01
 Corporate site: www.beconfident.com



Beconfident- Top Quality Teeth whitening and Skincare systems are designed in Sweden & Made in USA and Sweden. Beconfident® + WhiteAmin® + SimpleSmile® are registered trademarks in Europe and Beconfident® is a registered trademark in United States of America. IOS and Android Intelligent Apps belong to Beconfident Skincare AB. Other brands are pending.



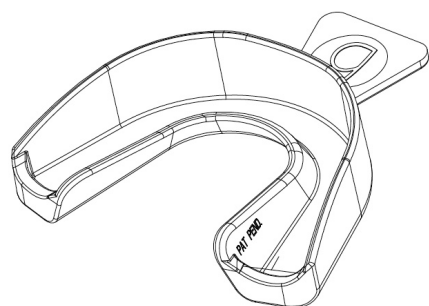
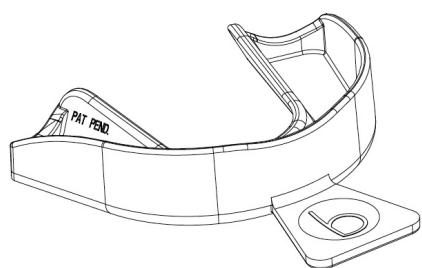
The Mouth Tray Kit contains the following items:

- 1) 2 x Beconfident PRO 'No Flow' Mouth trays
- 2) 1 x Gel Applicator
- 3) 1 x multilingual manual
- 4) 1 x link to video instructions

Product Data:

Art No	Dimension HxWxD (mm)	Gross Weight	Net Weight	Units Display Box	Units mastercart.	Unit EAN
121798	175x120x33	56g	24g	8	128	7350064160381
CPNP Code	GMP ISO 22716	Country of Origin	Quality Test Pharmacies	Box bio-degradable	Pallet	RRP Euro incl VAT(+/-)
CE – Med class device	Follows	Sweden		Yes	12	24,90 Euro

Technical drawing of the Beconfident® designed Pro Mouth trays



Please Note: For each pack we include also the pen applicator

Group Beconfident Europe AB – Oral Health Innovations

Hallandsvägen 26, SE-269 36 Båstad, Sweden

E-mail: info@beconfident.info Phone: +46-(0)702 56 50 00 VAT no: SE 556853-0041-01

Corporate site: www.beconfident.com



Beconfident- Top Quality Teeth whitening and Skincare systems are designed in Sweden & Made in USA and Sweden.

Beconfident® + WhiteAmin® + SimpleSmile® are registered trademarks in Europe and Beconfident® is a registered trademark in United States of America. IOS and Android Intelligent Apps belong to Beconfident Skincare AB. Other brands are pending.